

1.0 Appendix B: Cystic Fluid SOP

1.1 Cyst Fluid SOP

Cyst fluid will be obtained at the time of operative resection and at the time of endoscopic ultrasound guided (EUS) aspiration. For operative cases, resected specimens will undergo cyst aspiration within 30 minutes of resection. Aspiration will be performed by a surgeon, pathologist, or technician. Cyst fluid samples will be obtained with an 18 gauge to 21 gauge needle, divided into 100 µl aliquots, and stored at -70°C or colder. No additives or centrifugation will be performed prior to freezing and total time between excision and freezing to be <60 minutes. For EUS obtained samples aspiration will be performed at the time of endoscopy. Cyst fluid will initially be allocated for clinically needed tests for care of the patient and any remaining fluid will be stored for research purposes. For example, at UPMC 500 µl of fluid will be used to obtain a CEA level, fluid remaining in the needle will be used for cytology and any clinically needed molecular studies such as K-ras or LOH levels and, in selected instances at the discretion of the attending endosonographer, 500 µl of fluid will be sent for an amylase level. The remaining fluid samples will be divided into 100 µl aliquots, and stored at -70°C. No additives or centrifugation will be performed prior to freezing and specimens are to be frozen within 60 minutes of aspiration.

Example worksheets below:

Kit 8





















Participant ID (affix label):

Staff ID: _____

Date collected: ____ - ____ - ____ Time collected: ____ : ____ AM PM





















Time placed in freezer (within 60 minutes of excision): ____ : ____ AM PM (Exact time)

Freezer temperature -70C or colder: Yes No

<input checked="" type="checkbox"/> if collected	Volume	Freezer #	9x9 Box #	Row	Column	SOP followed?
<input type="checkbox"/> ECF01 3421010417 	100 ul					Y / N / Unk
<input type="checkbox"/> ECF02 3421010426 	100 ul					Y / N / Unk
<input type="checkbox"/> ECF03 3421010435 	100 ul					Y / N / Unk
<input type="checkbox"/> ECF04 3421010444 	100 ul					Y / N / Unk
<input type="checkbox"/> ECF05 3421010453 	100 ul					Y / N / Unk
<input type="checkbox"/> ECF06 3421010462 	100 ul					Y / N / Unk
<input type="checkbox"/> ECF07 3421010471 	100 ul					Y / N / Unk
<input type="checkbox"/> ECF08 3421010480 	100 ul					Y / N / Unk
<input type="checkbox"/> ECF09 3421010499 	100 ul					Y / N / Unk
<input type="checkbox"/> ECF10 3421010505 	100 ul					Y / N / Unk
<input type="checkbox"/> ECF11 3421010514 	100 ul					Y / N / Unk
<input type="checkbox"/> ECF12 3421010523 	100 ul					Y / N / Unk
<input type="checkbox"/> ECF13 3421010532 	100 ul					Y / N / Unk
<input type="checkbox"/> ECF14 3421010541 	100 ul					Y / N / Unk
<input type="checkbox"/> ECF15 3421010550 	100 ul					Y / N / Unk
<input type="checkbox"/> ECF16 3421010569 	100 ul					Y / N / Unk
<input type="checkbox"/> ECF17 3421010578 	100 ul					Y / N / Unk
<input type="checkbox"/> ECF18 3421010587 	100 ul					Y / N / Unk
<input type="checkbox"/> ECF19 3421010596 	100 ul					Y / N / Unk
<input type="checkbox"/> ECF20 3421010603 	100 ul					Y / N / Unk

Kit 8

Participant ID (affix label):

<input checked="" type="checkbox"/> if collected	Volume	Freezer #	9x9 Box #	Row	Column	SOP followed?
<input type="checkbox"/> ECF21 3421010612 	100 ul					Y / N / Unk
<input type="checkbox"/> ECF22 3421010621 	100 ul					Y / N / Unk
<input type="checkbox"/> ECF23 3421010630 	100 ul					Y / N / Unk
<input type="checkbox"/> ECF24 3421010649 	100 ul					Y / N / Unk
<input type="checkbox"/> ECF25 3421010658 	100 ul					Y / N / Unk
<input type="checkbox"/> ECF26 3421010667 	100 ul					Y / N / Unk
<input type="checkbox"/> ECF27 3421010676 	100 ul					Y / N / Unk
<input type="checkbox"/> ECF28 3421010685 	100 ul					Y / N / Unk
<input type="checkbox"/> ECF29 3421010694 	100 ul					Y / N / Unk
<input type="checkbox"/> ECF30 3421010701 	100 ul					Y / N / Unk
<input type="checkbox"/> ECF31 3421010710 	100 ul					Y / N / Unk
<input type="checkbox"/> ECF32 3421010729 	100 ul					Y / N / Unk
<input type="checkbox"/> ECF33 3421010738 	100 ul					Y / N / Unk
<input type="checkbox"/> ECF34 3421010747 	100 ul					Y / N / Unk
<input type="checkbox"/> ECF35 3421010756 	100 ul					Y / N / Unk
<input type="checkbox"/> ECF36 3421010765 	100 ul					Y / N / Unk
<input type="checkbox"/> ECF37 3421010774 	100 ul					Y / N / Unk
<input type="checkbox"/> ECF38 3421010783 	100 ul					Y / N / Unk
<input type="checkbox"/> ECF39 3421010792 	100 ul					Y / N / Unk
<input type="checkbox"/> ECF40 3421010809 	100 ul					Y / N / Unk

If all tubes were not created, give reason:

Kit 8





















Participant ID (affix label):

Staff ID: _____

Date collected: _____ - _____ - _____ Time collected: _____ : _____ AM PM





















Time placed in freezer (within 60 minutes of excision): _____ : _____ AM PM (Exact time)

Freezer temperature -70C or colder: Yes No

<input checked="" type="checkbox"/> if collected	Volume	Freezer #	9x9 Box #	Row	Column	SOP followed?
<input type="checkbox"/> SCF01 3421010818 	100 ul					Y / N / Unk
<input type="checkbox"/> SCF02 3421010827 	100 ul					Y / N / Unk
<input type="checkbox"/> SCF03 3421010836 	100 ul					Y / N / Unk
<input type="checkbox"/> SCF04 3421010845 	100 ul					Y / N / Unk
<input type="checkbox"/> SCF05 3421010854 	100 ul					Y / N / Unk
<input type="checkbox"/> SCF06 3421010863 	100 ul					Y / N / Unk
<input type="checkbox"/> SCF07 3421010872 	100 ul					Y / N / Unk
<input type="checkbox"/> SCF08 3421010881 	100 ul					Y / N / Unk
<input type="checkbox"/> SCF09 3421010890 	100 ul					Y / N / Unk
<input type="checkbox"/> SCF10 3421010907 	100 ul					Y / N / Unk
<input type="checkbox"/> SCF11 3421010916 	100 ul					Y / N / Unk
<input type="checkbox"/> SCF12 3421010925 	100 ul					Y / N / Unk
<input type="checkbox"/> SCF13 3421010934 	100 ul					Y / N / Unk
<input type="checkbox"/> SCF14 3421010943 	100 ul					Y / N / Unk
<input type="checkbox"/> SCF15 3421010952 	100 ul					Y / N / Unk
<input type="checkbox"/> SCF16 3421010961 	100 ul					Y / N / Unk
<input type="checkbox"/> SCF17 3421010970 	100 ul					Y / N / Unk
<input type="checkbox"/> SCF18 3421010989 	100 ul					Y / N / Unk
<input type="checkbox"/> SCF19 3421010998 	100 ul					Y / N / Unk
<input type="checkbox"/> SCF20 3421011005 	100 ul					Y / N / Unk

Kit 8

Participant ID (affix label):

<input checked="" type="checkbox"/> if collected	Volume	Freezer #	9x9 Box #	Row	Column	SOP followed?
<input type="checkbox"/> SCF21 3421011014 	100 ul					Y / N / Unk
<input type="checkbox"/> SCF22 3421011023 	100 ul					Y / N / Unk
<input type="checkbox"/> SCF23 3421011032 	100 ul					Y / N / Unk
<input type="checkbox"/> SCF24 3421011041 	100 ul					Y / N / Unk
<input type="checkbox"/> SCF25 3421011050 	100 ul					Y / N / Unk
<input type="checkbox"/> SCF26 3421011069 	100 ul					Y / N / Unk
<input type="checkbox"/> SCF27 3421011078 	100 ul					Y / N / Unk
<input type="checkbox"/> SCF28 3421011087 	100 ul					Y / N / Unk
<input type="checkbox"/> SCF29 3421011096 	100 ul					Y / N / Unk
<input type="checkbox"/> SCF30 3421011103 	100 ul					Y / N / Unk
<input type="checkbox"/> SCF31 3421011112 	100 ul					Y / N / Unk
<input type="checkbox"/> SCF32 3421011121 	100 ul					Y / N / Unk
<input type="checkbox"/> SCF33 3421011130 	100 ul					Y / N / Unk
<input type="checkbox"/> SCF34 3421011149 	100 ul					Y / N / Unk
<input type="checkbox"/> SCF35 3421011156 	100 ul					Y / N / Unk
<input type="checkbox"/> SCF36 3421011167 	100 ul					Y / N / Unk
<input type="checkbox"/> SCF37 3421011176 	100 ul					Y / N / Unk
<input type="checkbox"/> SCF38 3421011185 	100 ul					Y / N / Unk
<input type="checkbox"/> SCF39 3421011194 	100 ul					Y / N / Unk
<input type="checkbox"/> SCF40 3421011201 	100 ul					Y / N / Unk

If all tubes were not created, give reason:
